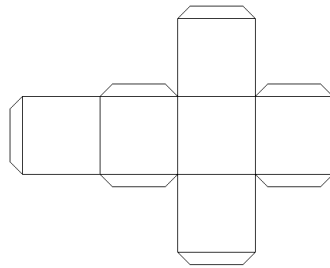



Choose one of the projects below related to the respiratory system. See the back for specific directions about this project.



Creative Writing




Project Cube



Storyteller

Personal Story



Model



Pamphlet



Student Choice



Non-smoking
Video



Matching Game

Respiratory System Choice Project

Name _____

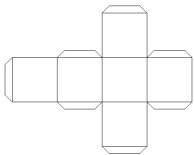
Choose one of the projects below related to the respiratory system. See specific directions about this project.



Creative Writing – Write a creative story which tells about a tiny creature that gets caught up in someone's nose hairs and travels through the respiratory system. What adventures does he/she have along the way?



Pamphlet - Create a pamphlet that warns people about the dangers of smoking. Include illustrations and text to explain the negative consequences of smoking.



Project Cube – Make a project cube and on each side draw the organs of the respiratory system and describe what they are or do. Because there are more than six organs, you will have to combine some of them on the same side of the cube.



Video – You are an ad campaign manager video taping an ad against smoking. Explain why smoking is bad for your lungs. Use some images to show what smoking does to healthy lungs.



Personal Story – Someone you know or someone in your family may have a disease of the respiratory system. Retell their story and include information on how this disease affected their lungs.



Matching Game - Make two sets of cards. On one set draw a picture of an organ from the respiratory system and on the other set write one with a matching description or definition. Put the same image on the back of all the cards. Play it like a memory match game, matching picture with definition.



Model – Make a model of the respiratory system including all the important organs. Label your model.



Student Choice – Get approval from your teacher to do a project on the respiratory system other than those listed above.